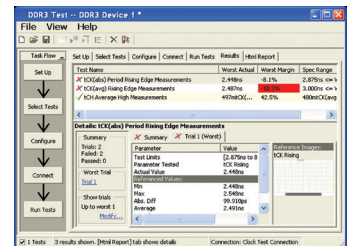
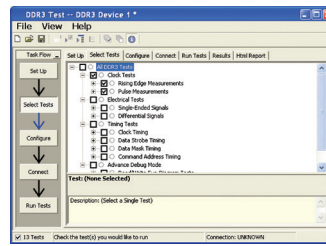
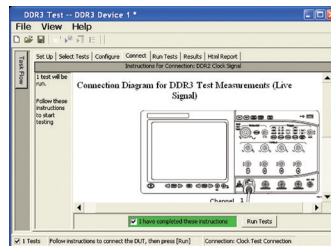
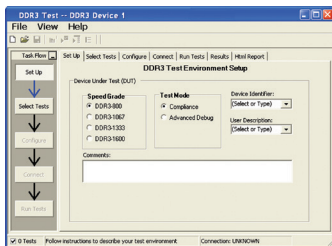
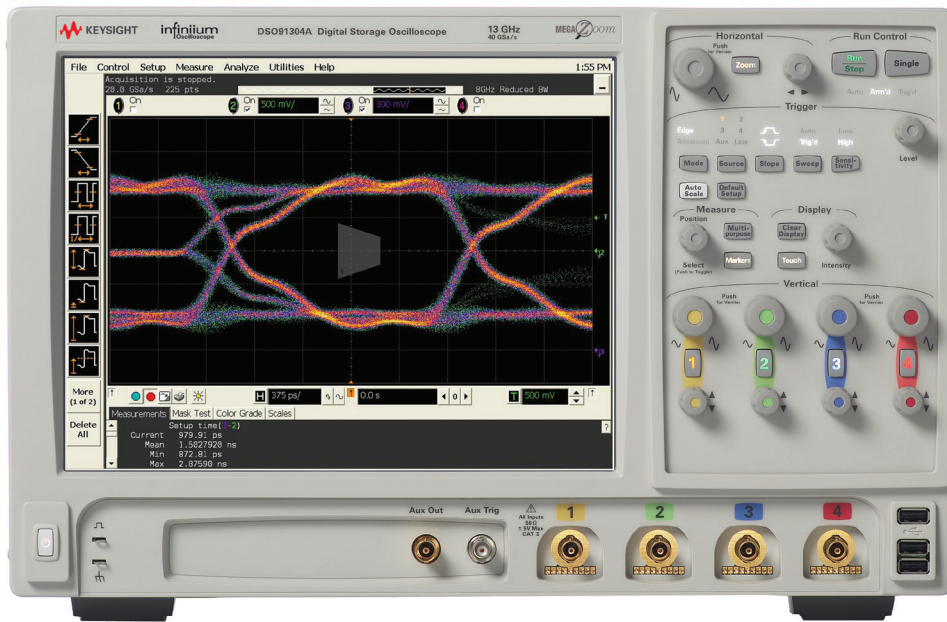


Keysight Technologies

U7231A DDR3 Compliance Test Application for Infiniium Series Oscilloscopes

Data Sheet





Introduction

Test, debug and characterize your DDR3 designs quickly and easily

The Keysight Technologies, Inc. U7231A DDR3 compliance test application provides a fast and easy way to test, debug and characterize your DDR3 designs. The tests performed by the U7231A software are based on the JEDEC¹ JESD79-3E and JESD79-3-1 DDR3 SDRAM Specification. In addition, the application features Custom mode, which covers crucial measurements such as eye-diagram, mask testing, ringing and other tests that are not covered in the specifications but are critical for characterizing DDR3 devices. The test application offers a user-friendly setup wizard and a comprehensive report that includes margin analysis.

DDR3 is an evolutionary upgrade to DDR2 and DDR1 memory systems. DDR3 technology enables even higher bandwidth for data transfer than DDR2 and allows you to build devices with even smaller chip footprints that consume less power and generate less heat. DDR3 achieves these advances with enhanced fine ball-grid array (FBGA) packaging, enhanced on-die termination, self calibration and automatic self-refresh for improved control of signal integrity.

Signal integrity is crucial for memory system interoperability. Reference clock jitter measurements help you ensure that jitter is well within the specifications, which is the key to reliable and interoperable modular memory systems. At the same time, electrical and timing characteristics of other signals are critical as well, to ensure the memory system functions correctly and stays error free.

The U7231A DDR3 compliance test application is compatible with Keysight Infiniium digital storage oscilloscopes.

1. The JEDEC (Joint Electronic Device Engineering Council) Solid State Technology Association is a semiconductor engineering standardization body of the Electronic Industries Alliance (EIA), a trade association that represents all areas of the electronic industry.

Features

The U7231A DDR3 compliance test application offers several features to simplify the validation of your DDR3 designs:

- New setup wizard for quick setup, configuration and test
- Enhanced execution speed and proven test algorithm for clock test, which minimizes your compliance test time
- User-selected tests and configurations based on JEDEC JESD79-3E and JESD79-3-1 Specification data rate and user-defined speed for embedded designs
- Unique technique to provide read-write burst signal separation on the same bus in real-time mode, allowing powerful debug and analysis
- Ability to analyze the loading effect of adjacent RANK of the same memory channel
- Test framework provides powerful characterization through multiple trials that show a full array of statistics for each measurement and returns the worst measurement value
- Automatically perform derating table calculations for setup and hold time measurements based on slew rate

Comprehensive test coverage

With the DDR3 compliance test application, you can use the same oscilloscope you use for everyday debugging to perform automated testing and margin analysis based on the JEDEC electrical and timing specifications. The application automatically configures the oscilloscope for each test and provides informative results. It includes margin analysis indicating how close your device comes to passing or failing the test for each specification.

Some of the difficulties in performing DDR3 tests are connecting to the target device, configuring the oscilloscope, performing the tests and analyzing the measured results. The DDR3 compliance test application does most of this work for you. If you discover a problem with your device, the Custom mode feature in the test application and debug tools in the oscilloscope are available to aid in root-cause analysis.

Easy test definition

The test application enhances the usability of Keysight Infiniium oscilloscopes for testing DDR3 devices. The Keysight automated test framework guides you quickly through the steps required to define the setup, perform the tests and view the test results. On the environmental setup page, you can select the type of DDR3 devices, and the framework automatically filters the tests based on your selection. You can then select a category of tests or specify individual tests. The user interface is designed to minimize unnecessary reconnections, which saves time and minimizes potential operator error. You can save the tests and configurations as project files and recall them later for quick testing and review of previous results. Clear menus let you perform tests with minimum mouse clicks.

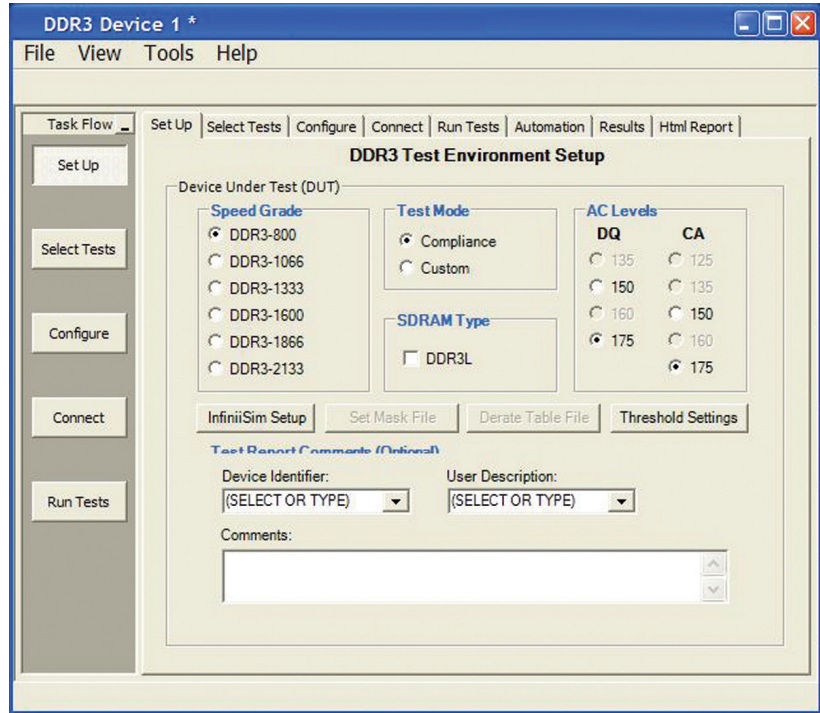


Figure 1. DDR3 application test setup screen. Select Compliance or Custom test mode and the speed grade of your device.

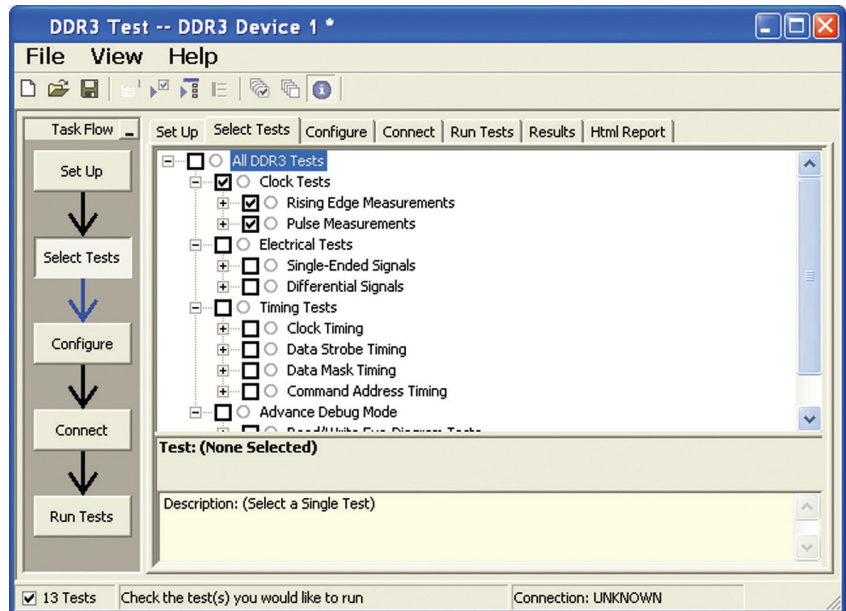


Figure 2. The Keysight automated test engine filters the test selection based on your test setup. You can easily select individual tests or groups of tests with a mouse-click.

Configurability and guided connection

The U7231A DDR3 compliance test application provides flexibility in your test setup. The application lets you define controls for critical test parameters such as voltage threshold values, number of waveforms used for analysis and customizable violation settings. Once you have configured the tests, the connection page will display the connection diagram for the test you have selected.

With the multiple test trial capability, you can extensively characterize the performance of your DDR3 devices. You can run the selected tests until the stop condition is met. The application will then save the worst-case conditions and help you track down the anomalies in your signals.

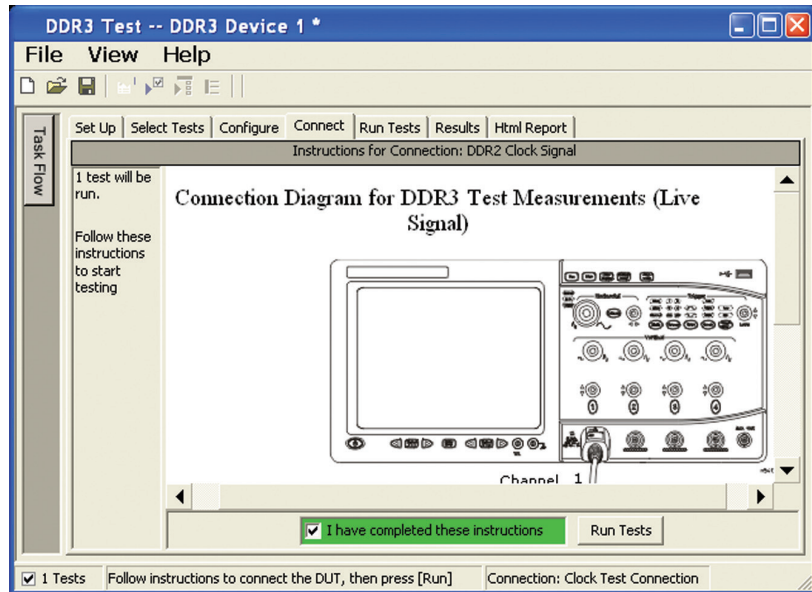


Figure 3. The software prompts you with the connection diagrams for the tests you have selected.

Comprehensive results analysis

In addition to providing you with measurement results, the U7231A DDR3 compliance test application reports how close you are to the specified limit. You can specify the level at which warnings are to be issued. You are provided with a full array of statistics for each measurement, and you can save worst-case conditions to extensively test the performance of your device.

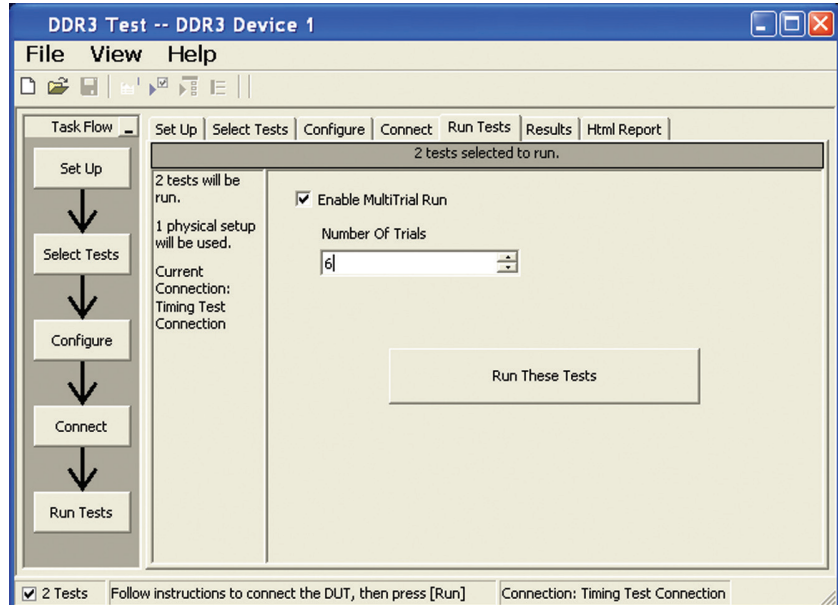


Figure 4. The Repetitive Run feature allows you to run the selected tests until the stop condition is met. It allows you to extensively test the performance of your device.

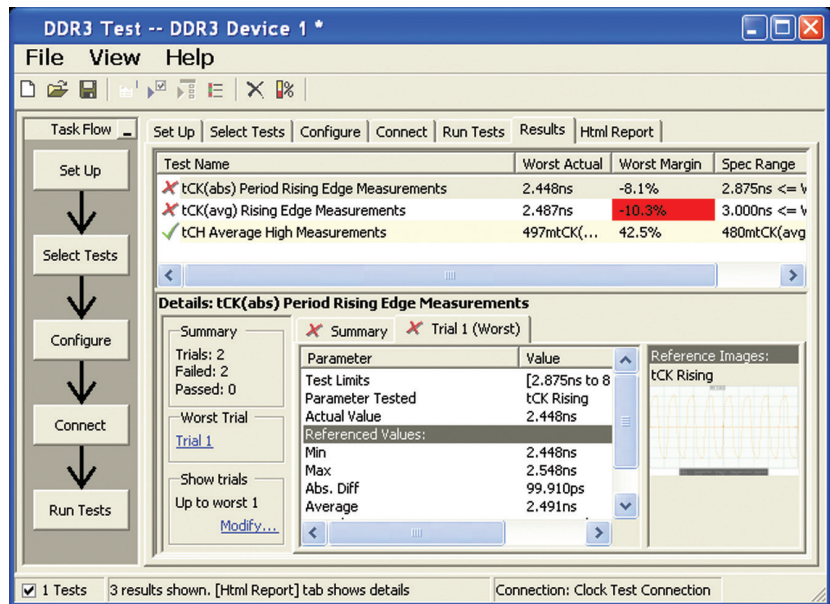


Figure 5. The DDR3 test application documents your test parameters, pass or fail status, test specification range, measured values and the pass/fail margin.

Thorough performance reporting

The U7231A DDR3 compliance test application generates thorough HTML reports that capture the performance, status and margins of your device. It also captures screen shots of critical measurements for your reference and documentation. This report is suitable for printing and sharing with your vendors, customers or colleagues.

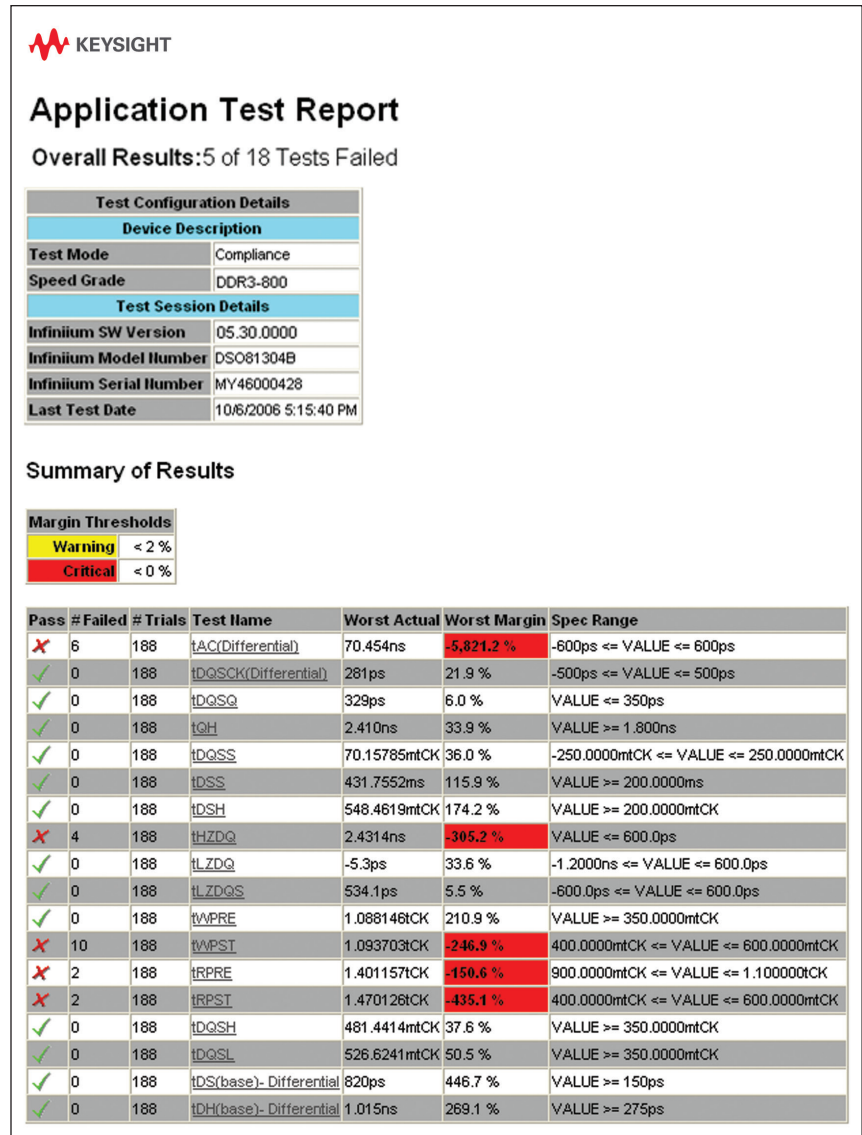


Figure 6. The DDR3 test application generates a summary report where you can see your device's test results quickly and clearly. Details are available for each test including the test limits, test description and test results, including saved waveforms. In addition, the pass/fail margin is indicated to give you further insight.

Extensibility

You may add additional custom tests or steps to your application using the N5467A User Defined Application (UDA) development tool (www.keysight.com/find/uda). Use UDA to develop functional “Add-Ins” that you can plug into your application.

Add-ins may be designed as:

- Complete custom tests (with configuration variables and connection prompts)
- Any custom steps such as pre or post processing scripts, external instrument control and your own device control

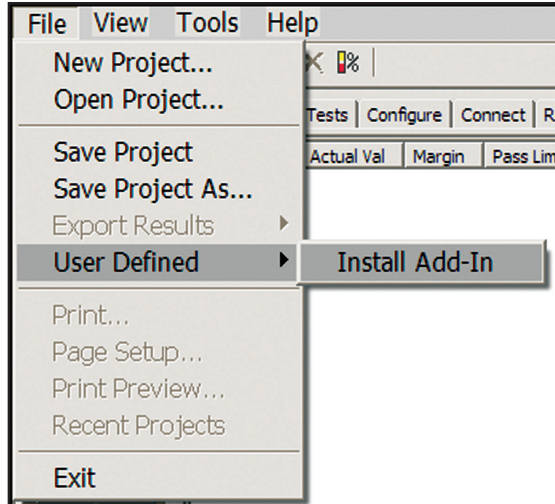


Figure 7. Importing a UDA Add-In into your test application.

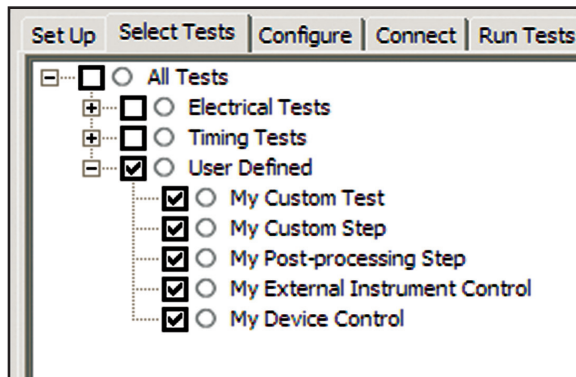


Figure 8. UDA Add-In tests and utilities in your test application.

Automation

You can completely automate execution of your application's tests and Add-Ins from a separate PC using the included N5452A Remote Interface feature (download free toolkit from www.keysight.com/find/scope-apps-sw). You can even create and execute automation scripts right inside the application using a convenient built-in client.

The commands required for each task may be created using a command wizard or from "remote hints" accessible throughout the user interface.

Using automation, you can accelerate complex testing scenarios and even automate manual tasks such as:

- Opening projects, executing tests and saving results
- Executing tests repeatedly while changing configurations
- Sending commands to external instruments
- Executing tests out of order

Combine the power of built-in automation and extensibility to transform your application into a complete test suite executive:

- Interact with your device controller to place it into desired states or test modes before test execution.
- Configure additional instruments used in your test suite such as a pattern generator and probe switch matrix.
- Export data generated by your tests and post-process it using your favorite environment, such as MATLAB, Python, LabVIEW, C, C++, Visual Basic etc.
- Sequence or repeat the tests and "Add-In" custom steps execution in any order for complete test coverage of the test plan.

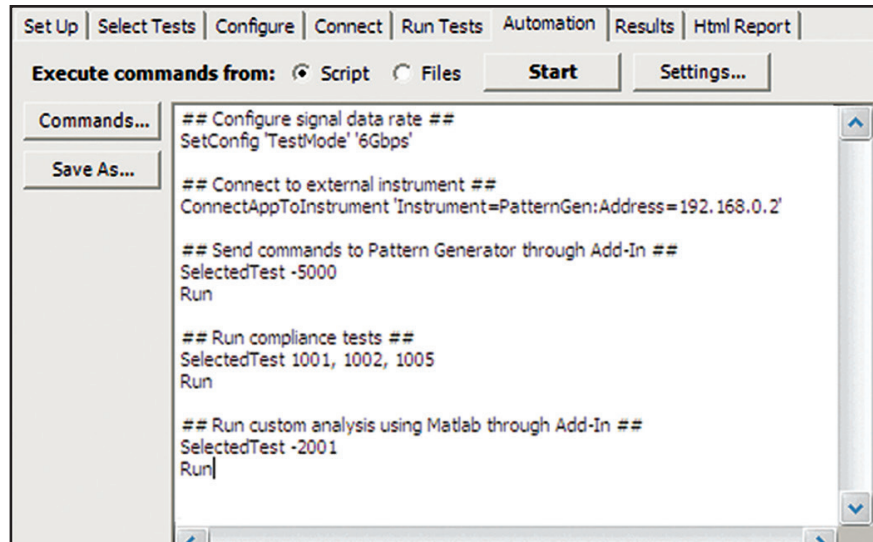


Figure 9. Remote Programming script in the Automation tab.

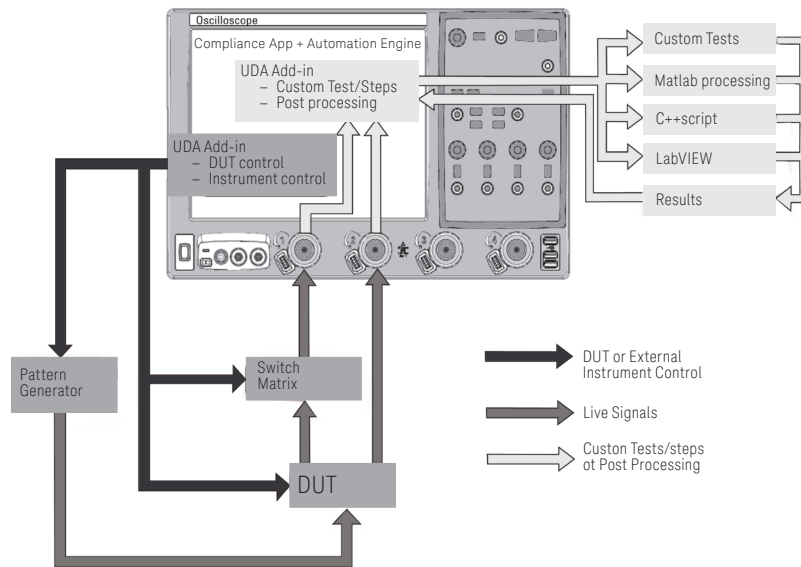


Figure 10. Combine the power of built-in automation and extensibility to transform your application into a complete test suite executive.

System device requirements

In order to speed your test time, you must use the appropriate RAM test reliability software with the memory system to generate random activity on the memory bus. Memtest, is commonly used RAM reliability test software that can run on DOS, Windows and Linux systems.

Test performed

The Keysight U7231A DDR3 compliance test application covers clock, electrical and timing parameters of the JEDEC JESD79-3E and JESD79-3-1 DDR3 SDRAM Specifications. The application helps you test all DDR3 devices for compliance, using a Keysight 9000 or 90000 Series Infiniium oscilloscope.

In addition, the test application's Custom mode feature provides popular test methodologies that are not covered in any specification. These tests help users who want to perform extensive validation beyond the test specification. It also sets up the scope to isolate the read and write signals so you can immediately jump in to debug the signals.

Table 1. JEDEC tests covered by the U7231A test application

Specification	Speed supported			
	DDR3-800	DDR3-1066	DDR3-1333	DDR3-1600
AC and DC input measurement levels				
Table 24 – Single-ended AC and DC input levels (page 115)	x	x	x	x
Table 25 – Differential AC and DC input levels (page 118)	x	x	x	x
Table 27 – Single-ended levels for CK, DQS (page 119)	x	x	x	x
Table 28 – Cross point voltage for differential input signals (CK, DQS) (page 120)	x	x	x	x
Table 31 – Single-ended AC and DC output levels (page 123)	x	x	x	x
Table 32 – Differential AC and DC output levels (page 123)	x	x	x	x
Table 34 – Output slew rate (single-ended) (page 124)	x	x	x	x
Table 36 – Differential output slew rate (page 125)	x	x	x	x
Table 37 – AC overshoot/undershoot specifications for address and control pins (page 127)	x	x	x	x
Table 38 – AC overshoot/undershoot specifications for clock, data, strobe and mask (page 128)	x	x	x	x
Electrical characteristics and AC timing				
Table 67 – Timing parameters by speed bin (page 164)	x	x	x	x

Table 2. Custom mode covered by the U7231A test application

Measurement items	Speed supported
All JEDEC tests from compliance mode	User configurable
Read/write eye-diagram test	User configurable
High/low state ringing test	User configurable

Oscilloscope compatibility

The U7231A DDR3 compliance test application is compatible with Keysight 9000, 90000 or 90000 X Series oscilloscopes with operation software revision 2.1 or higher. For oscilloscopes with earlier software revisions, free upgrade software is available at <http://www.keysight.com/find/scope-apps-sw>.

DDR3 data rate	Recommended oscilloscope	Bandwidth	Sampling rate
Up to 2133MT/s	90804A	8 GHz	40 GSa/s
	91204A	12 GHz	40 GSa/s
	91304A	13 GHz	40 GSa/s
	X91604A	16 GHz	80 GSa/s
	X92004A	20 GHz	80 GSa/s
	X92504A	25 GHz	80 GSa/s
	X92804A	28 GHz	80 GSa/s
	X93204A	32 GHz	80 GSa/s

Note:

1. Recommended 8 GHz bandwidth or greater for full characterization.
2. Option 005 noise reduction is recommended for 8-GHz or higher bandwidth oscilloscopes.
3. The JEDEC JESD79-3E and JESD79-3-1 specification does not specify the rise time and fall time for DDR3 signals. The required oscilloscope bandwidth is also not mentioned. It is advisable for you to determine the oscilloscope bandwidth requirement based on the fastest rise time and fall time of the DDR3 signals. Please refer to Table 3.

For 9000 and 90000 Series oscilloscope, you can choose the oscilloscope bandwidth using the calculation below.

- Maximum signal frequency content = $0.4/\text{fastest rise or fall time (20 - 80\%)}$ Scope bandwidth required = $1.4 \times$ maximum signal frequency for 3% accuracy measurement
- Scope bandwidth required = $1.2 \times$ maximum signal frequency for 5% accuracy measurement
- Scope bandwidth required = $1.0 \times$ maximum signal frequency for 10% accuracy measurement

Table 2. Infiniium Series oscilloscope rise/fall time

Specifications

Rise time/fall time	90254A	90404A	90604A	90804A	91204A	91304A
10 – 90%	140 ps	105 ps	70 ps	54 ps	35 ps	32 ps
20 – 80%	105 ps	79 ps	53 ps	38 ps	26 ps	24 ps

Ordering information

To purchase the U7231A DDR3 compliance test application for your new and existing Infiniium 9000, 90000 or 90000X Series oscilloscope, order the following:

Oscilloscope requirements

Model number	Description
9000/90000/90000X	Infiniium Series scope with software 2.1 or higher
U7231A or N5459A	DDR3 compliance test application (Option 033 on new 9000/90000 Series oscilloscope DDR 1, 2 and 3 Software Bundle Option (contain options U7233A, N5413B, U7231A)
E2688A	High-speed serial data analysis and clock recovery software (Option 003 on new 9000 or 90000 Series oscilloscopes or Option N5435A-003 for application server license)
N5414B	Recommended and optional InfiniiScan event identification software (Option 009 on new 9000 or 90000 Series oscilloscopes or Option N5435A-004 for application server license)
116xA/113xA ^{1, 2}	InfiniiMax I/II probe amplifier (minimum quantity 3 required)

1. Ensure that the probe amplifier meets the bandwidth requirement for your signal measurements. Refer to the "Probe accessories" section below to configure the probe head to go with your probe amplifier.
2. For multiple RANK testing, a quantity of 4 probes are required for additional probing of Chip Select (CS) pin.

Probe accessories

InfiniiMax probe amplifiers

Model number	Description
1169A	12-GHz differential probe amplifier
1168A	10-GHz differential probe amplifier
1134A	7-GHz differential probe amplifier
1132A	5-GHz differential probe amplifier

InfiniiMax probe heads

Model number	Description
N5381A	InfiniiMax II 12-GHz differential solder-in probe head and accessories
N5382A	InfiniiMax II 12-GHz differential browser
E2677A	InfiniiMax 12-GHz differential solder-in probe head and accessories
E2675A	InfiniiMax 6-GHz differential browser probe head and accessories
N5425A	InfiniiMax 12-GHz ZIF probe head
N5426A	ZIF tips (x10)
N5451A	Long Wire tips (x10)

DDR3 BGA Probe Adapters

Model Number	Description
W2635A-010	x4 and x8, 10mm width DDR3 BGA probe adapter for oscilloscopes
W2635A-011	x4 and x8, 11mm width DDR3 BGA probe adapter for oscilloscopes
W2636A-010	x16, 10mm width DDR3 BGA probe adapter for oscilloscopes
W2636A-011	x16, 11mm width DDR3 BGA probe adapter for oscilloscopes
W3631A	x16 DDR3 BGA probe for oscilloscopes and logic analyzers
W3633A	x4, x8 DDR3 BGA probe for oscilloscopes and logic analyzers
W3635B	Scope adapter board for DDR3 BGA probe




Figure 13. Probing of DDR3 signals with DDR3 BGA probe adapter and ZIF tips

Related literature

Publication title	Publication type	Publication number
<i>Keysight Infiniium DSO/DSA 90000A Series</i>	Data Sheet	5989-7819EN
<i>Oscilloscopes and InfiniiMax Probes</i>		
<i>Keysight Infiniium 90000X Series Oscilloscopes</i>	Data sheet	5990-5271EN
<i>InfiniiScan+ Event Identification Software for Infiniium 90000 (N5414B) and 9000 (N5415B) Series Oscilloscopes</i>	Data Sheet	5990-5093EN
<i>Keysight Technologies E2688A, N5384A High Speed Serial Data Analysis and Clock Recovery Software for Infiniium Oscilloscopes</i>	Data Sheet	5989-0108EN
<i>Keysight Technologies EZJIT and EZJIT Plus Jitter Analysis Software for Infiniium Series Oscilloscopes</i>	Data Sheet	5989-0109EN
<i>W2635A and W2636A DDR3 BGA Probe Adapter for Infiniium Oscilloscopes</i>	Data Sheet	5989-0109EN
<i>A Time-Saving Method for Analyzing Signal Integrity Application Note in DDR Memory Buses</i>		5989-6664EN
<i>W3630A Series DDR3 BGA Probes for Logic Analyzers and Oscilloscopes</i>	Data Sheet	5990-3179EN

Product web site

For the most up-to-date and complete application and product information, please visit our product web site at: www.keysight.com/find/u7231a

Evolving Since 1939

Our unique combination of hardware, software, services, and people can help you reach your next breakthrough. We are unlocking the future of technology.

From Hewlett-Packard to Agilent to Keysight.



For more information on Keysight Technologies' products, applications or services, please contact your local Keysight office. The complete list is available at:

www.keysight.com/find/contactus

Americas

Canada	(877) 894 4414
Brazil	55 11 3351 7010
Mexico	001 800 254 2440
United States	(800) 829 4444

Asia Pacific

Australia	1 800 629 485
China	800 810 0189
Hong Kong	800 938 693
India	1 800 11 2626
Japan	0120 (421) 345
Korea	080 769 0800
Malaysia	1 800 888 848
Singapore	1 800 375 8100
Taiwan	0800 047 866
Other AP Countries	(65) 6375 8100

Europe & Middle East

Austria	0800 001122
Belgium	0800 58580
Finland	0800 523252
France	0805 980333
Germany	0800 6270999
Ireland	1800 832700
Israel	1 809 343051
Italy	800 599100
Luxembourg	+32 800 58580
Netherlands	0800 0233200
Russia	8800 5009286
Spain	800 000154
Sweden	0200 882255
Switzerland	0800 805353
	Opt. 1 (DE)
	Opt. 2 (FR)
	Opt. 3 (IT)
United Kingdom	0800 0260637

For other unlisted countries:

www.keysight.com/find/contactus
(BP-9-7-17)

DEKRA Certified
ISO 9001 Quality Management System

www.keysight.com/go/quality
Keysight Technologies, Inc.
DEKRA Certified ISO 9001:2015
Quality Management System

This information is subject to change without notice.

© Keysight Technologies, 2017
Published in USA, December 1, 2017
5989-7243EN

www.keysight.com

myKeysight

myKeysight

www.keysight.com/find/mykeysight

A personalized view into the information most relevant to you.

www.keysight.com/find/emt_product_registration

Register your products to get up-to-date product information and find warranty information.

KEYSIGHT SERVICES

Accelerate Technology Adoption.
Lower costs.

Keysight Services

www.keysight.com/find/service

Keysight Services can help from acquisition to renewal across your instrument's lifecycle. Our comprehensive service offerings—one-stop calibration, repair, asset management, technology refresh, consulting, training and more—helps you improve product quality and lower costs.



Keysight Assurance Plans

www.keysight.com/find/AssurancePlans

Up to ten years of protection and no budgetary surprises to ensure your instruments are operating to specification, so you can rely on accurate measurements.

Keysight Channel Partners

www.keysight.com/find/channelpartners

Get the best of both worlds: Keysight's measurement expertise and product breadth, combined with channel partner convenience.

www.keysight.com/find/scope-apps-sw

www.keysight.com/find/u7231a



Keysight Oscilloscopes

Multiple form factors from 20 MHz to >90 GHz
Industry leading specs
Powerful applications

